



Process and Machine Capability Studies

#	Statement	True or False
1	Fractions are possible in variable data	
2	We shall predict the results of a process, having Special cause variation	
3	Dr. Deming's Theory of Profound Knowledge has four types	
4	Jumping data is attribute data	
5	Sigma cap value will be higher if the variation is very less	
6	The best method to compute sigma cap is summation method.	

↓ For Answers



Process and Machine Capability Studies

#	Statement	True or False
1	Fractions are possible in variable data	True
2	We shall predict the results of a process, having Special cause variation	False
3	Dr. Deming's Theory of Profound Knowledge has four types	True
4	Jumping data is attribute data	True
5	Sigma cap value will be higher if the variation is very less	False
6	The best method to compute sigma cap is summation method.	True







For details on our online learning courses



Sri Padhmam Employability Solutions

Avail our tailor made industry relevant online courses & move ahead in your career!!!

SPES Course Video

#	Course Name	Course video total running time	Course Fee	Course Validity	Learning Mode
1	Analytical Tools for Improvements Stage 1	4 hours & 20 min	Rs. 1500/-	 (OR) For all 5 courses	 (OR) 
2	Analytical Tools for Improvements Stage 2	4 hours & 50 min	Rs. 1500/-		
3	QMS ISO9001:2015 Stage1	6 hours	Rs. 1500/-		
4	Control Plan Methodology	1 hr & 40 min	Rs. 1200/-		
 5	Problem Solving Methodology (in Tamil)	7 hours	Rs.1950/-		

Our Uniqueness

E-book, Workbook, Self Assessment Test, Final Qualification Test and e-Certificate



Course Deliverables



Sri Padhmam Employability Solutions

Avail our tailor made industry relevant online courses & move ahead in your career!!!

SPES Course Video

Analytical Tools for Improvements Stage 1 (7QC & New 7QC Tools)

- Base 1
- Base 2
- Check Sheet
- Pareto Diagram
- Stratification
- Flow Charts
- Affinity Diagram
- Relation Diagram

Analytical Tools for Improvement Stage 2 (7QC & New 7QC Tools)

- Histogram
- Normality Test
- Box Plot
- History of New 7 QC Tools
- Tree Diagram
- Matrix Diagram
- Matrix Data Analysis
- Likert Scale Methodolgy

QMS ISO 9001:2015 Stage 1 (a base for IATF16949:2016)

- Fundamentals
- What is ISO?
- Seven Management Principles
- Process Approach & PDCA Cycle
- Certification & Documentation Overview
- Clauses Overview
- Link between ISO 9001 & IATF16949
- ISO 9001:2008 Vs ISO 9001:2015

Control Plan Methodology as per IATF 16949:2016

- Fundamentals
- Preparation of Control Plan
- Types of Processes
- How to construct Control plan ?

For free SPES Course Videos 

 + 91 99621 17222

 support@sripadhmam.com

 www.sripadhmam.com

Problem Solving Methodology

- Basics
- Fundamentals
- Tools and Techniques used
- A deep dive on 12 step approach
- A case study
- 8D Methodology
- Introduction to DMAIC
- Good PSM Practices