



Systematic Planning , Decision Making & Problem Solving Tools

S.No	Description	True or False	Your option
1.	New 7 QC tools were developed in Japan during 1970s	<i>True or False</i>	
2.	The gap between the objective and present level is called as problem	<i>True or False</i>	
3.	Gantt Chart was introduced by Henry Gantt	<i>True or False</i>	
4.	VoC and Bench Marking are part of QFD Analysis	<i>True or False</i>	
5.	Tree Diagram is generally classified into three types	<i>True or False</i>	
6.	Relation Diagram has to be prepared before Affinity Diagram	<i>True or False</i>	



Systematic Planning, Decision Making & Problem Solving Tools

S.No	Description	True or False
1.	New 7 QC tools were developed in Japan during 1970s	<i>True</i>
2.	The gap between the objective and present level is called as problem	<i>True</i>
3.	Gantt Chart was introduced by Henry Gantt	<i>False</i>
4.	VoC and Bench Marking are part of QFD Analysis	<i>True</i>
5.	Tree Diagram is generally classified into three types	<i>True</i>
6.	Relation Diagram has to be prepared before Affinity Diagram	<i>False</i>








Sri Padhmam Employability Solutions

Avail our tailor made industry relevant online courses & move ahead in your career!!!

SPES Course Video

#	Course Name	Course video total running time	Course Fee	Course Validity	Learning Mode
1	Analytical Tools for Improvements Stage 1	4 hours & 20 min	Rs. 1500/-	 For all 4 courses	 (OR) 
2	Analytical Tools for Improvements Stage 2	4 hours & 50 min	Rs. 1500/-		
3	QMS ISO9001:2015 Stage1	6 hours	Rs. 1500/-		
4	Control Plan Methodology	1 hr & 40 min	Rs. 1200/-		

Our Uniqueness

E-book, Workbook, Self Assessment Test, Final Qualification Test and e-Certificate



Course deliverables



Analytical Tools for Improvements Stage 1 (7QC & New 7QC Tools)

- Base 1
- Base 2
- Check Sheet
- Pareto Diagram
- Stratification
- Flow Charts
- Affinity Diagram
- Relation Diagram

Analytical Tools for Improvement Stage 2 (7QC & New 7QC Tools)

- Histogram
- Normality Test
- Box Plot
- History of New 7 QC Tools
- Tree Diagram
- Matrix Diagram
- Matrix Data Analysis
- Likert Scale Methodolgy

QMS ISO 9001:2015 Stage 1 (a base for IATF16949:2016)

- Fundamentals
- What is ISO?
- Seven Management Principles
- Process Approach & PDCA Cycle
- Certification & Documentation Overview
- Clauses Overview
- Link between ISO 9001 & IATF16949
- ISO 9001:2008 Vs ISO 9001:2015

Control Plan Methodology as per IATF 16949:2016

- Fundamentals
- Preparation of Control Plan
- Types of Processes
- How to construct control plan ?

**For free SPES
Course Videos**



+ 91 99621 17222



support@sripadhmam.com



www.sripadhmam.com